



Six Strategies for Effective Learning **Bookmarks**

Content by Yana Weinstein (University of Massachusetts Lowell) & Megan Smith (Rhode Island College) | Illustrations by Oliver Caviglioli (teachingow2s.com/cogsci)
Funding provided by the APS Fund for Teaching and Public Understanding of Psychological Science




LEARN TO STUDY USING...

Spaced Practice

SPACE OUT YOUR STUDYING OVER TIME

- 1 TESTING
- 2 SPACING
- 3 SKETCHING



HOW TO DO IT

Start planning early for exams, and set aside a little bit of time every day. Five hours spread out over two weeks is better than the same five hours all at once.

Review information from each class, but not immediately after class.

After you review information from the most recent class, make sure to go back and study important older information to keep it fresh.

learningscientists.org




LEARN TO STUDY USING...

Spaced Practice

SPACE OUT YOUR STUDYING OVER TIME

- 1 TESTING
- 2 SPACING
- 3 SKETCHING



HOW TO DO IT

Start planning early for exams, and set aside a little bit of time every day. Five hours spread out over two weeks is better than the same five hours all at once.

Review information from each class, but not immediately after class.

After you review information from the most recent class, make sure to go back and study important older information to keep it fresh.

learningscientists.org




LEARN TO STUDY USING...

Spaced Practice

SPACE OUT YOUR STUDYING OVER TIME

- 1 TESTING
- 2 SPACING
- 3 SKETCHING



HOW TO DO IT

Start planning early for exams, and set aside a little bit of time every day. Five hours spread out over two weeks is better than the same five hours all at once.

Review information from each class, but not immediately after class.

After you review information from the most recent class, make sure to go back and study important older information to keep it fresh.

learningscientists.org



LEARN TO STUDY USING...

Spaced Practice

SPACE OUT YOUR STUDYING OVER TIME

- 1 TESTING
- 2 SPACING
- 3 SKETCHING



HOW TO DO IT

Start planning early for exams, and set aside a little bit of time every day. Five hours spread out over two weeks is better than the same five hours all at once.

Review information from each class, but not immediately after class.

After you review information from the most recent class, make sure to go back and study important older information to keep it fresh.

learningscientists.org





Six Strategies for Effective Learning **Bookmarks**

Content by Yana Weinstein (University of Massachusetts Lowell) & Megan Smith (Rhode Island College) | Illustrations by Oliver Caviglioli (teachinghow2s.com/cogsci)
Funding provided by the APS Fund for Teaching and Public Understanding of Psychological Science



LEARN TO STUDY USING...

Spaced Practice

SPACE OUT YOUR STUDYING OVER TIME

- 1 TESTING
- 2 SPACING
- 3 SKETCHING



TRY IT NOW

Think of a topic you read about a few chapters back. What were the main ideas?

learningscientists.org




LEARN TO STUDY USING...

Spaced Practice

SPACE OUT YOUR STUDYING OVER TIME

- 1 TESTING
- 2 SPACING
- 3 SKETCHING



TRY IT NOW

Think of a topic you read about a few chapters back. What were the main ideas?

learningscientists.org




LEARN TO STUDY USING...

Spaced Practice

SPACE OUT YOUR STUDYING OVER TIME

- 1 TESTING
- 2 SPACING
- 3 SKETCHING



TRY IT NOW

Think of a topic you read about a few chapters back. What were the main ideas?

learningscientists.org




LEARN TO STUDY USING...

Spaced Practice

SPACE OUT YOUR STUDYING OVER TIME

- 1 TESTING
- 2 SPACING
- 3 SKETCHING



TRY IT NOW

Think of a topic you read about a few chapters back. What were the main ideas?

learningscientists.org





Six Strategies for Effective Learning **Bookmarks**

Content by Yana Weinstein (University of Massachusetts Lowell) & Megan Smith (Rhode Island College) | Illustrations by Oliver Caviglioli (teachingow2s.com/cogsci)
Funding provided by the APS Fund for Teaching and Public Understanding of Psychological Science



LEARN TO STUDY USING...

Retrieval Practice

PRACTICE BRINGING INFORMATION TO MIND



HOW TO DO IT

Put away your class materials, and write or sketch everything you know. Be as thorough as possible. Then, check your class materials for accuracy and important points you missed.

Take as many practice tests as you can get your hands on. If you don't have ready-made tests, try making your own and trading with a friend who has done the same.

You can also make flashcards. Just make sure you practice recalling the information on them, and go beyond definitions by thinking of links between ideas.

learningscientists.org



LEARN TO STUDY USING...

Retrieval Practice

PRACTICE BRINGING INFORMATION TO MIND



HOW TO DO IT

Put away your class materials, and write or sketch everything you know. Be as thorough as possible. Then, check your class materials for accuracy and important points you missed.

Take as many practice tests as you can get your hands on. If you don't have ready-made tests, try making your own and trading with a friend who has done the same.

You can also make flashcards. Just make sure you practice recalling the information on them, and go beyond definitions by thinking of links between ideas.


learningscientists.org



LEARN TO STUDY USING...

Retrieval Practice

PRACTICE BRINGING INFORMATION TO MIND



HOW TO DO IT

Put away your class materials, and write or sketch everything you know. Be as thorough as possible. Then, check your class materials for accuracy and important points you missed.

Take as many practice tests as you can get your hands on. If you don't have ready-made tests, try making your own and trading with a friend who has done the same.

You can also make flashcards. Just make sure you practice recalling the information on them, and go beyond definitions by thinking of links between ideas.


learningscientists.org



LEARN TO STUDY USING...

Retrieval Practice

PRACTICE BRINGING INFORMATION TO MIND



HOW TO DO IT

Put away your class materials, and write or sketch everything you know. Be as thorough as possible. Then, check your class materials for accuracy and important points you missed.

Take as many practice tests as you can get your hands on. If you don't have ready-made tests, try making your own and trading with a friend who has done the same.

You can also make flashcards. Just make sure you practice recalling the information on them, and go beyond definitions by thinking of links between ideas.

learningscientists.org





Six Strategies for Effective Learning **Bookmarks**

Content by Yana Weinstein (University of Massachusetts Lowell) & Megan Smith (Rhode Island College) | Illustrations by Oliver Caviglioli (teachinghow2s.com/cogsci)
Funding provided by the APS Fund for Teaching and Public Understanding of Psychological Science



LEARN TO STUDY USING...

Retrieval Practice

PRACTICE BRINGING INFORMATION TO MIND



TRY IT NOW

Close your book, and write down as much as you can from memory.

learningscientists.org



LEARN TO STUDY USING...

Retrieval Practice

PRACTICE BRINGING INFORMATION TO MIND



TRY IT NOW

Close your book, and write down as much as you can from memory.


learningscientists.org



LEARN TO STUDY USING...

Retrieval Practice

PRACTICE BRINGING INFORMATION TO MIND



TRY IT NOW

Close your book, and write down as much as you can from memory.


learningscientists.org



LEARN TO STUDY USING...

Retrieval Practice

PRACTICE BRINGING INFORMATION TO MIND



TRY IT NOW

Close your book, and write down as much as you can from memory.

learningscientists.org





Six Strategies for Effective Learning **Bookmarks**


Content by Yana Weinstein (University of Massachusetts Lowell) & Megan Smith (Rhode Island College) | Illustrations by Oliver Caviglioli (teachingow2s.com/cogsci)
Funding provided by the APS Fund for Teaching and Public Understanding of Psychological Science



LEARN TO STUDY USING...

Elaboration

EXPLAIN AND DESCRIBE IDEAS WITH DETAILS



HOW TO DO IT

Ask yourself questions while you are studying about how things work and why, and then find the answers in your class materials and discuss them with your classmates.

As you elaborate, make connections between different ideas to explain how they work together. Take two ideas and think of ways they are similar and different.

Describe how the ideas you are studying apply to your own experiences or memories. As you go through your day, make connections to the ideas you are learning in class.


learningscientists.org



LEARN TO STUDY USING...

Elaboration

EXPLAIN AND DESCRIBE IDEAS WITH DETAILS



HOW TO DO IT

Ask yourself questions while you are studying about how things work and why, and then find the answers in your class materials and discuss them with your classmates.

As you elaborate, make connections between different ideas to explain how they work together. Take two ideas and think of ways they are similar and different.

Describe how the ideas you are studying apply to your own experiences or memories. As you go through your day, make connections to the ideas you are learning in class.


learningscientists.org



LEARN TO STUDY USING...

Elaboration

EXPLAIN AND DESCRIBE IDEAS WITH DETAILS



HOW TO DO IT

Ask yourself questions while you are studying about how things work and why, and then find the answers in your class materials and discuss them with your classmates.

As you elaborate, make connections between different ideas to explain how they work together. Take two ideas and think of ways they are similar and different.

Describe how the ideas you are studying apply to your own experiences or memories. As you go through your day, make connections to the ideas you are learning in class.


learningscientists.org



LEARN TO STUDY USING...

Elaboration

EXPLAIN AND DESCRIBE IDEAS WITH DETAILS



HOW TO DO IT

Ask yourself questions while you are studying about how things work and why, and then find the answers in your class materials and discuss them with your classmates.

As you elaborate, make connections between different ideas to explain how they work together. Take two ideas and think of ways they are similar and different.

Describe how the ideas you are studying apply to your own experiences or memories. As you go through your day, make connections to the ideas you are learning in class.

learningscientists.org





Six Strategies for Effective Learning **Bookmarks**


Content by Yana Weinstein (University of Massachusetts Lowell) & Megan Smith (Rhode Island College) | Illustrations by Oliver Caviglioli (teachinghow2s.com/cogsci)
Funding provided by the APS Fund for Teaching and Public Understanding of Psychological Science



LEARN TO STUDY USING...

Elaboration

EXPLAIN AND DESCRIBE IDEAS WITH DETAILS



TRY IT NOW

Close the book and think about how what you just read connects to something you already know.


learningscientists.org



LEARN TO STUDY USING...

Elaboration

EXPLAIN AND DESCRIBE IDEAS WITH DETAILS



TRY IT NOW

Close the book and think about how what you just read connects to something you already know.


learningscientists.org



LEARN TO STUDY USING...

Elaboration

EXPLAIN AND DESCRIBE IDEAS WITH DETAILS



TRY IT NOW

Close the book and think about how what you just read connects to something you already know.


learningscientists.org



LEARN TO STUDY USING...

Elaboration

EXPLAIN AND DESCRIBE IDEAS WITH DETAILS



TRY IT NOW

Close the book and think about how what you just read connects to something you already know.

learningscientists.org





Six Strategies for Effective Learning **Bookmarks**

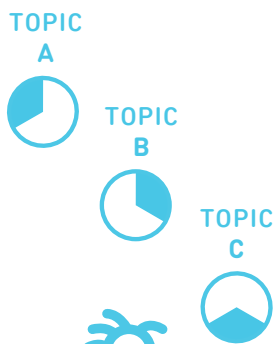
Content by Yana Weinstein (University of Massachusetts Lowell) & Megan Smith (Rhode Island College) | Illustrations by Oliver Caviglioli (teachinghow2s.com/cogsci)
Funding provided by the APS Fund for Teaching and Public Understanding of Psychological Science



LEARN TO STUDY USING...

Interleaving

SWITCH BETWEEN IDEAS WHILE YOU STUDY



HOW TO DO IT

Switch between ideas during a study session. Don't study one idea for too long.

Go back over the ideas again in different orders to strengthen your understanding.

Make links between different ideas as you switch between them.

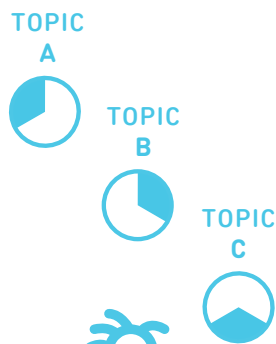
learningscientists.org



LEARN TO STUDY USING...

Interleaving

SWITCH BETWEEN IDEAS WHILE YOU STUDY



HOW TO DO IT

Switch between ideas during a study session. Don't study one idea for too long.

Go back over the ideas again in different orders to strengthen your understanding.

Make links between different ideas as you switch between them.

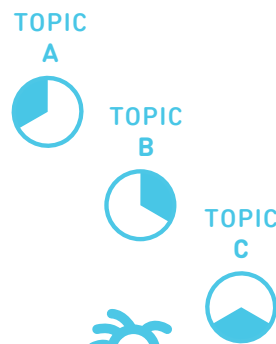
learningscientists.org



LEARN TO STUDY USING...

Interleaving

SWITCH BETWEEN IDEAS WHILE YOU STUDY



HOW TO DO IT

Switch between ideas during a study session. Don't study one idea for too long.

Go back over the ideas again in different orders to strengthen your understanding.

Make links between different ideas as you switch between them.

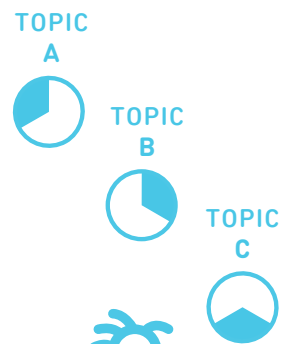
learningscientists.org



LEARN TO STUDY USING...

Interleaving

SWITCH BETWEEN IDEAS WHILE YOU STUDY



HOW TO DO IT

Switch between ideas during a study session. Don't study one idea for too long.

Go back over the ideas again in different orders to strengthen your understanding.

Make links between different ideas as you switch between them.

learningscientists.org





Six Strategies for Effective Learning **Bookmarks**

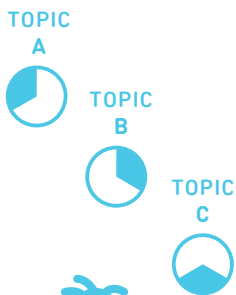
Content by Yana Weinstein (University of Massachusetts Lowell) & Megan Smith (Rhode Island College) | Illustrations by Oliver Caviglioli (teachinghow2s.com/cogsci)
Funding provided by the APS Fund for Teaching and Public Understanding of Psychological Science



LEARN TO STUDY USING...

Interleaving

SWITCH BETWEEN IDEAS WHILE YOU STUDY



TRY IT NOW

OK, you've read enough about this topic. Why don't you try to answer some questions about a different topic for a bit?

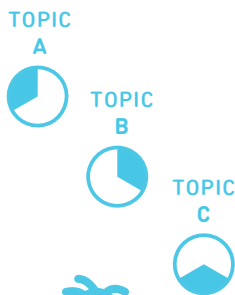
learningscientists.org



LEARN TO STUDY USING...

Interleaving

SWITCH BETWEEN IDEAS WHILE YOU STUDY



TRY IT NOW

OK, you've read enough about this topic. Why don't you try to answer some questions about a different topic for a bit?

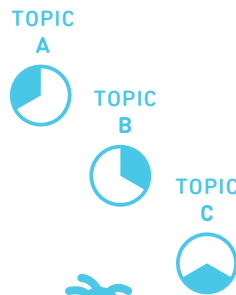
learningscientists.org



LEARN TO STUDY USING...

Interleaving

SWITCH BETWEEN IDEAS WHILE YOU STUDY



TRY IT NOW

OK, you've read enough about this topic. Why don't you try to answer some questions about a different topic for a bit?

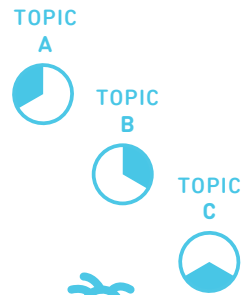
learningscientists.org



LEARN TO STUDY USING...

Interleaving

SWITCH BETWEEN IDEAS WHILE YOU STUDY



TRY IT NOW

OK, you've read enough about this topic. Why don't you try to answer some questions about a different topic for a bit?

learningscientists.org





Six Strategies for Effective Learning **Bookmarks**

Content by Yana Weinstein (University of Massachusetts Lowell) & Megan Smith (Rhode Island College) | Illustrations by Oliver Caviglioli (teachinghow2s.com/cogsci)
Funding provided by the APS Fund for Teaching and Public Understanding of Psychological Science



LEARN TO STUDY USING...

Concrete Examples

USE SPECIFIC EXAMPLES TO UNDERSTAND ABSTRACT IDEAS



HOW TO DO IT

Collect examples your teacher has used, and look in your class materials for as many examples as you can find.

Make the link between the idea you are studying and each example, so that you understand how the example applies to the idea.

Share examples with friends, and explain them to each other for added benefits.

learningscientists.org



LEARN TO STUDY USING...

Concrete Examples

USE SPECIFIC EXAMPLES TO UNDERSTAND ABSTRACT IDEAS



HOW TO DO IT

Collect examples your teacher has used, and look in your class materials for as many examples as you can find.

Make the link between the idea you are studying and each example, so that you understand how the example applies to the idea.

Share examples with friends, and explain them to each other for added benefits.

learningscientists.org



LEARN TO STUDY USING...

Concrete Examples

USE SPECIFIC EXAMPLES TO UNDERSTAND ABSTRACT IDEAS



HOW TO DO IT

Collect examples your teacher has used, and look in your class materials for as many examples as you can find.

Make the link between the idea you are studying and each example, so that you understand how the example applies to the idea.

Share examples with friends, and explain them to each other for added benefits.

learningscientists.org



LEARN TO STUDY USING...

Concrete Examples

USE SPECIFIC EXAMPLES TO UNDERSTAND ABSTRACT IDEAS



HOW TO DO IT

Collect examples your teacher has used, and look in your class materials for as many examples as you can find.

Make the link between the idea you are studying and each example, so that you understand how the example applies to the idea.

Share examples with friends, and explain them to each other for added benefits.

learningscientists.org





Six Strategies for Effective Learning **Bookmarks**

Content by Yana Weinstein (University of Massachusetts Lowell) & Megan Smith (Rhode Island College) | Illustrations by Oliver Caviglioli (teachinghow2s.com/cogsci)
Funding provided by the APS Fund for Teaching and Public Understanding of Psychological Science



LEARN TO STUDY USING...

Concrete Examples

USE SPECIFIC EXAMPLES TO UNDERSTAND ABSTRACT IDEAS



TRY IT NOW

Look around you: Can you find an example related to the idea you were just reading about?

learningscientists.org



LEARN TO STUDY USING...

Concrete Examples

USE SPECIFIC EXAMPLES TO UNDERSTAND ABSTRACT IDEAS



TRY IT NOW

Look around you: Can you find an example related to the idea you were just reading about?

learningscientists.org



LEARN TO STUDY USING...

Concrete Examples

USE SPECIFIC EXAMPLES TO UNDERSTAND ABSTRACT IDEAS



TRY IT NOW

Look around you: Can you find an example related to the idea you were just reading about?

learningscientists.org



LEARN TO STUDY USING...

Concrete Examples

USE SPECIFIC EXAMPLES TO UNDERSTAND ABSTRACT IDEAS



TRY IT NOW

Look around you: Can you find an example related to the idea you were just reading about?

learningscientists.org





Six Strategies for Effective Learning **Bookmarks**

Content by Yana Weinstein (University of Massachusetts Lowell) & Megan Smith (Rhode Island College) | Illustrations by Oliver Caviglioli (teachingow2s.com/cogsci)
Funding provided by the APS Fund for Teaching and Public Understanding of Psychological Science



LEARN TO STUDY USING...

Dual Coding

COMBINE WORDS AND VISUALS



HOW TO DO IT

Look at your class materials and find visuals. Look over the visuals and compare to the words.

Look at visuals, and explain in your own words what they mean.

Take information that you are trying to learn, and draw visuals to go along with it.


learningscientists.org



LEARN TO STUDY USING...

Dual Coding

COMBINE WORDS AND VISUALS



HOW TO DO IT

Look at your class materials and find visuals. Look over the visuals and compare to the words.

Look at visuals, and explain in your own words what they mean.

Take information that you are trying to learn, and draw visuals to go along with it.

learningscientists.org



LEARN TO STUDY USING...

Dual Coding

COMBINE WORDS AND VISUALS



HOW TO DO IT

Look at your class materials and find visuals. Look over the visuals and compare to the words.

Look at visuals, and explain in your own words what they mean.

Take information that you are trying to learn, and draw visuals to go along with it.

learningscientists.org



LEARN TO STUDY USING...

Dual Coding

COMBINE WORDS AND VISUALS



HOW TO DO IT

Look at your class materials and find visuals. Look over the visuals and compare to the words.

Look at visuals, and explain in your own words what they mean.

Take information that you are trying to learn, and draw visuals to go along with it.

learningscientists.org





Six Strategies for Effective Learning **Bookmarks**

Content by Yana Weinstein (University of Massachusetts Lowell) & Megan Smith (Rhode Island College) | Illustrations by Oliver Caviglioli (teachinghow2s.com/cogsci)
Funding provided by the APS Fund for Teaching and Public Understanding of Psychological Science



LEARN TO STUDY USING...

Dual Coding

COMBINE WORDS AND VISUALS



TRY IT NOW

Now that you have read a bit, close the book and draw a visual that incorporates the main ideas.

learningscientists.org



LEARN TO STUDY USING...

Dual Coding

COMBINE WORDS AND VISUALS



TRY IT NOW

Now that you have read a bit, close the book and draw a visual that incorporates the main ideas.

learningscientists.org



LEARN TO STUDY USING...

Dual Coding

COMBINE WORDS AND VISUALS



TRY IT NOW

Now that you have read a bit, close the book and draw a visual that incorporates the main ideas.

learningscientists.org



LEARN TO STUDY USING...

Dual Coding

COMBINE WORDS AND VISUALS



TRY IT NOW

Now that you have read a bit, close the book and draw a visual that incorporates the main ideas.

learningscientists.org

